

MONTHLY REPORT OF DISBURSEMENTS
FOR THE MONTH OF JULY 2019

MONTHLY REPORT OF DISBURSEMENTS
FOR THE MONTH OF JULY 2019

Department: DEPARTMENT OF ENVIRONMENT AND NATURAL RESOURCES
 Agency: MINES AND GEOSCIENCES BUREAU
 Operating Unit: REGIONAL OFFICE XII
 Organization Code (UACS): 10 003 0300012
 Funding Source Code (as clustered) Fund 101,407,151

PARTICULARS (1)	CURRENT YEAR BUDGET					PRIOR YEAR'S ACCOUNTS PAYABLE					CURRENT YEAR'S ACCOUNTS PAYABLE					Sub-Total (5)=2+3+4	GRAND TOTAL					Remarks (9)	
	PS	MOOE	FinEx	CO	TOTAL	PRIOR YEAR'S ACCOUNTS PAYABLE				CURRENT YEAR'S ACCOUNTS PAYABLE				PS	MOOE		FinEx	CO	TOTAL				
						PS	MOOE	FinEx	CO	TOTAL	PS	MOOE	FinEx							CO	TOTAL		
						(3)					(4)						(8)						
Notice of Cash Allocation					5,226,729.74											5,226,729.74						5,226,729.74	
MDS Checks Issued	150,850.00	443,213.36	-	-	594,063.36											594,063.36	150,850.00	443,213.36	-	-	-	594,063.36	
Advice to Debit Account	3,212,682.72	1,104,865.99	-	-	4,317,548.71											4,317,548.71	3,212,682.72	1,104,865.99	-	-	-	4,317,548.71	
Working Fund (NCA issued to B)	-	-	-	-	-											-	-	-	-	-	-	-	
Tax Remittance Advice	231,021.75	35,187.20	-	-	266,208.95											266,208.95	231,021.75	35,187.20	-	-	-	266,208.95	
Cash Disbursement Ceiling	-	-	-	-	-											-	-	-	-	-	-	-	
Non-Cash Availment Authority	-	-	-	-	-											-	-	-	-	-	-	-	
Others (CDT, BTr Docs Stamp, et	-	-	-	-	-											-	-	-	-	-	-	-	
TOTAL	3,594,554.47	1,583,266.55			5,177,821.02											5,177,821.02	3,594,554.47	1,583,266.55				5,177,821.02	

	Previous Report	This Month	As of Date
Total Disbursements	28,692,539.54	5,492,938.69	34,185,478.24
Less: Actual Disbursements	28,692,531.53	5,177,821.02	33,870,352.56
(Over)/Under spending	8.01	315,117.67	315,125.68

SUMMARY:

	Previous Month	This Month	As of Date
Total Disbursement Authorities Received			
NCA	27,151,353.87	5,226,729.74	32,378,083.61
Working Fund	-	-	-
TRA	1,541,185.67	266,208.95	1,807,394.63
CDC	-	-	-
NCAA	-	-	-
Other (CDT, BTr Docs Stamp, etc.)	-	-	-
Less: Notice of Transfer Allocations (NTA) issued			
Total Disbursement Authorities Available	28,692,539.54	5,492,938.69	34,185,478.24
Less: Lapsed NCA Disbursements	8.01	-	8.01
Disbursements	28,692,531.53	5,177,821.02	33,870,352.56
Balance of Disbursements Authorities as of date			
	-	315,117.67	315,117.67

Certified Correct:

JEFFREY C. PADILLA
Accountant III

Recommending Approval:

Lilia A. Acosta
LILIA A. ACOSTA
Chief, FAD

By Authority of the OIC - Regional Director

Benedict C. Erwey
BENEDICT C. ERWEY
OIC - MSES/DD

MONTHLY REPORT OF DISBURSEMENTS
FOR THE MONTH OF AUGUST 2019

MONTHLY REPORT OF DISBURSEMENTS
FOR THE MONTH OF AUGUST 2019


Department: DEPARTMENT OF ENVIRONMENT AND NATURAL RESOURCES
 Agency: MINES AND GEOSCIENCES BUREAU
 Operating Unit: REGIONAL OFFICE XII
 Organization Code (UACS): 10 003 0300012
 Funding Source Code (as clustered): Fund 101,407,151

PARTICULARS (1)	CURRENT YEAR BUDGET					PRIOR YEAR'S BUDGET					Sub-Total (5)=2+3+4	GRAND TOTAL					Remarks (9)						
						PRIOR YEAR'S ACCOUNTS PAYABLE						CURRENT YEAR'S ACCOUNTS PAYABLE											
	PS	MOOE	FinEx	CO	TOTAL	PS	MOOE	FinEx	CO	TOTAL		PS	MOOE	FinEx	CO	TOTAL							
	(2)					(3)					(4)					(8)							
Notice of Cash Allocation					4,183,118.00		23,982.12			23,982.12						4,183,118.00						4,183,118.00	
MDS Checks Issued					644,569.70											668,551.82	96,555.00	571,996.82				668,551.82	
Advice to Debit Account	1,993,237.84	1,398,111.26			3,391,349.10											3,391,349.10	1,993,237.84	1,398,111.26				3,391,349.10	
Working Fund (NCA issued to)																							
Tax Remittance Advice	231,021.75	51,458.23			282,479.98											282,479.98	231,021.75	51,458.23				282,479.98	
Cash Disbursement Ceiling																							
Non-Cash Availment Authority																							
Others (CDT, BTr Docs Stamp, etc)																							
TOTAL	2,320,814.59	1,997,584.19			4,318,398.78		23,982.12			23,982.12						4,342,380.90	2,320,814.59	2,021,566.31				4,342,380.90	

SUMMARY:


	Previous Month	This Month	As of Date
Total Disbursement Authorities Received			
NCA	32,378,083.61	4,183,118.00	36,561,201.61
Working Fund	-	-	-
TRA	1,807,394.63	283,837.46	2,091,232.09
CDC	-	-	-
NCAA	-	-	-
Other (CDT, BTr Docs Stamp, etc.)	-	-	-
Less: Notice of Transfer Allocations (NTA) issued			
Total Disbursement Authorities Available	34,185,478.24	4,466,955.46	38,652,433.70
Less: Lapsed NCA Disbursements	8.01	-	8.01
Balance of Disbursements Authorities as of to date	33,870,352.56	4,343,738.38	38,214,090.94
	315,117.67	123,217.08	438,334.75

	Previous Report	This Month	As of Date
Total Disbursement	34,185,478.24	4,466,955.46	38,652,433.70
Less: Actual Disbursements	33,870,352.56	4,343,738.38	38,214,090.94
(Over)/Under spent	315,125.68	123,217.08	438,342.76

Certified Correct:

JEFFREY C. PADILLA
 Accountant III

Recommending Approval:

LILIA A. ACOSTA
 Chief, FAD

By Authority of the OIC - Regional Director

BENEDICT C. EKWEY
 OIC - M&S/D

MONTHLY REPORT OF DISBURSEMENTS
FOR THE MONTH OF SEPTEMBER 2019

MONTHLY REPORT OF DISBURSEMENTS
FOR THE MONTH OF SEPTEMBER 2019

Department: DEPARTMENT OF ENVIRONMENT AND NATURAL RESOURCES
 Agency: MINES AND GEOSCIENCES BUREAU
 Operating Unit: REGIONAL OFFICE XII
 Organization Code (UACS): 10 003 0300012
 Funding Source Code (as clustered) Fund 101,407,151

PARTICULARS (1)	CURRENT YEAR BUDGET					PRIOR YEAR'S BUDGET										Sub-Total (5)=2+3+4	GRAND TOTAL					Remarks (9)						
	PS	MOOE	FinEx	CO	TOTAL	PRIOR YEAR'S ACCOUNTS PAYABLE				CURRENT YEAR'S ACCOUNTS PAYABLE							PS	MOOE	FinEx	CO	TOTAL							
						PS	MOOE	FinEx	CO	TOTAL	PS	MOOE	FinEx	CO	TOTAL													
						(3)				(4)													(8)					
Notice of Cash Allocation	-	-	-	-	4,958,618.00	-	-	-	-	-	-	-	-	-	-	-	-	-	-	-	4,958,618.00	-	-	-	-	-	4,958,618.00	
MDS Checks Issued	-	-	-	-	1,712,819.53	-	-	-	-	-	-	-	-	-	-	-	-	-	-	-	1,712,819.53	99,410.00	1,613,409.53	-	-	-	1,712,819.53	
Advice to Debit Account	2,161,390.08	1,494,597.02	-	-	3,655,987.10	-	-	-	-	-	-	-	-	-	-	-	-	-	-	-	3,655,987.10	2,161,390.08	1,494,597.02	-	-	-	3,655,987.10	
Working Fund (NCA issued to)	-	-	-	-	-	-	-	-	-	-	-	-	-	-	-	-	-	-	-	-	-	-	-	-	-	-	-	-
Tax Remittance Advice	231,021.75	66,947.18	-	-	297,968.93	-	-	-	-	-	-	-	-	-	-	-	-	-	-	-	297,968.93	231,021.75	66,947.18	-	-	-	297,968.93	
Cash Disbursement Ceiling	-	-	-	-	-	-	-	-	-	-	-	-	-	-	-	-	-	-	-	-	-	-	-	-	-	-	-	-
Non-Cash Availment Authority	-	-	-	-	-	-	-	-	-	-	-	-	-	-	-	-	-	-	-	-	-	-	-	-	-	-	-	-
Others (CDT, BTr Docs Stamp, etc)	-	-	-	-	-	-	-	-	-	-	-	-	-	-	-	-	-	-	-	-	-	-	-	-	-	-	-	-
TOTAL	2,491,821.83	3,174,953.73	-	-	5,666,775.56	-	-	-	-	-	-	-	-	-	-	-	-	-	-	-	5,666,775.56	2,491,821.83	3,174,953.73	-	-	-	5,666,775.56	

SUMMARY:

	Previous Month	This Month	As of Date
Total Disbursement Authorities Received	36,561,201.61	4,958,618.00	41,519,819.61
NCA	-	-	-
Working Fund	-	-	-
TRA	2,091,232.09	297,968.93	2,389,201.02
CDC	-	-	-
NCAA	-	-	-
Other (CDT, BTr Docs Stamp, etc.)	-	-	-
Less: Notice of Transfer Allocations (NTA) issued	-	-	-
Total Disbursement Authorities Available	38,652,433.70	5,256,586.93	43,909,020.63
Less: Lapsed NCA Disbursements	8.01	-	8.01
Balance of Disbursements Authorities as of date	38,214,090.94	5,694,921.68	43,909,012.62
	438,334.75	(438,334.75)	(0.00)


	Previous Report	This Month	As of Date
Total Disbursement	38,652,433.70	5,256,586.93	43,909,020.63
Less: Actual Disbursements	38,214,090.94	5,694,921.68	43,909,012.62
(Over)/Under spent	438,342.76	(438,334.75)	8.01

Certified Correct

JEFFREY C. PADILLA
 Accountant III

Recommending Approval:

LILIA A. ACOSTA
 Chief, FAD

By Authority of the OIC - Regional Director

BENEDICTA EKWEY
 OIC- MSED