

STATEMENT OF APPROPRIATIONS, ALLOTMENT, OBLIGATIONS, DISBURSEMENTS AND BALANCES
As of September 30, 2019


Current Year Appropriations
 Supplemental Appropriations
 Continuing Appropriations


Department : DEPARTMENT OF ENVIRONMENT AND NATURAL RESOURCES
Agency : Mines and Geosciences Bureau
Operating : Operating Unit : Regional Office No. XII
Organization : 10 003 03 00002
Funding Source : ALL FUNDS


Particulars	UACS CODE	Appropriations				Allotments				Current Year Obligations				Current Year Disbursements				Balances				
		Authorized Appropriation	Outside Dept.	Within Dept.	Adjusted Appropriation	Allotments Received	Adjustments (Withdrawal)	Transfer To	Transfer from	Adjusted Total Allotments	1st Quarter Ending March 31	2nd Quarter Ending June 30	3rd Quarter Ending Sept 30	Total	1st Quarter Ending March 31	2nd Quarter Ending June 30	3rd Quarter Ending Sept 30	Total	Unreleased Appropriation	Unobligated Allotment	Due and Demandable	Not Yet Due and Demandable
FY 2019 CURRENT YEAR																						
A. Agency Specific Budget	1 01 101																					
A.01 GENERAL ADMINISTRATIVE	10000000	14,738,000.00	-	187,500.00	14,925,500.00	14,738,000.00	-	-	187,500.00	14,925,500.00	3,202,776.91	4,111,352.76	3,194,387.38	10,508,517.05	3,156,500.92	3,912,249.10	3,436,550.42	10,505,300.44	-	4,416,982.95	-	3,216.61
A.01.1 General Management and Administration	100000100001000	14,738,000.00	-	187,500.00	14,925,500.00	14,738,000.00	-	-	187,500.00	14,925,500.00	3,202,776.91	4,111,352.76	3,194,387.38	10,508,517.05	3,156,500.92	3,912,249.10	3,436,550.42	10,505,300.44	-	4,416,982.95	-	3,216.61
General Administration	10000011	14,738,000.00	-	187,500.00	14,925,500.00	14,738,000.00	-	-	187,500.00	14,925,500.00	3,202,776.91	4,111,352.76	3,194,387.38	10,508,517.05	3,156,500.92	3,912,249.10	3,436,550.42	10,505,300.44	-	4,416,982.95	-	3,216.61
PS		11,333,000.00	-	187,500.00	11,520,500.00	11,333,000.00	-	-	187,500.00	11,520,500.00	2,315,873.03	3,132,442.46	2,409,793.69	7,858,109.18	2,269,597.04	3,156,377.58	2,428,917.95	7,854,892.57	-	3,662,390.82	-	3,216.61
MOOE		3,405,000.00	-	-	3,405,000.00	3,405,000.00	-	-	-	3,405,000.00	886,903.88	978,910.30	784,593.69	2,650,407.87	886,903.88	755,871.52	1,007,632.47	2,650,407.87	-	754,592.13	-	-
CO		-	-	-	-	-	-	-	-	-	-	-	-	-	-	-	-	-	-	-	-	-
A.01.1 Human Resource Development	1000001100000000	-	-	-	-	-	-	-	-	-	-	-	-	-	-	-	-	-	-	-	-	
Human Resource Development	1000001100000000	-	-	-	-	-	-	-	-	-	-	-	-	-	-	-	-	-	-	-	-	
PS		-	-	-	-	-	-	-	-	-	-	-	-	-	-	-	-	-	-	-	-	
MOOE		-	-	-	-	-	-	-	-	-	-	-	-	-	-	-	-	-	-	-	-	
CO		-	-	-	-	-	-	-	-	-	-	-	-	-	-	-	-	-	-	-	-	
A.01.1 Administration of Personnel	1000001100000001	143,000.00	-	-	143,000.00	-	-	-	-	-	-	-	-	-	-	-	-	-	143,000.00	-	-	
PS- Terminal Leave Benefits	1000001100000001	143,000.00	-	-	143,000.00	-	-	-	-	-	-	-	-	-	-	-	-	-	143,000.00	-	-	
A.02 SUPPORT TO OPERATIONS	300000000000	369,000.00	-	784,000.00	1,153,000.00	369,000.00	-	-	784,000.00	1,153,000.00	92,181.44	395,102.48	411,329.20	898,613.12	92,181.44	178,141.26	628,290.42	898,613.12	-	254,386.88	-	0.00
A.02.1 a. Planning and Policy Development	3000000100001000	-	-	-	-	-	-	-	-	-	-	-	-	-	-	-	-	-	-	-	-	
PS		-	-	-	-	-	-	-	-	-	-	-	-	-	-	-	-	-	-	-	-	
MOOE		369,000.00	-	784,000.00	1,153,000.00	369,000.00	-	-	784,000.00	1,153,000.00	92,181.44	395,102.48	411,329.20	898,613.12	92,181.44	178,141.26	628,290.42	898,613.12	-	254,386.88	-	0.00
CO		-	-	-	-	-	-	-	-	-	-	-	-	-	-	-	-	-	-	-	-	
A.02.1 b. Mineral Economics	3000000100002000	-	-	-	-	-	-	-	-	-	-	-	-	-	-	-	-	-	-	-	-	
PS		-	-	-	-	-	-	-	-	-	-	-	-	-	-	-	-	-	-	-	-	
MOOE		-	-	-	-	-	-	-	-	-	-	-	-	-	-	-	-	-	-	-	-	
CO		-	-	-	-	-	-	-	-	-	-	-	-	-	-	-	-	-	-	-	-	
A.02.1 c. Research and Development	3000000100003000	-	-	-	-	-	-	-	-	-	-	-	-	-	-	-	-	-	-	-	-	
PS		-	-	-	-	-	-	-	-	-	-	-	-	-	-	-	-	-	-	-	-	
MOOE		-	-	-	-	-	-	-	-	-	-	-	-	-	-	-	-	-	-	-	-	
CO		-	-	-	-	-	-	-	-	-	-	-	-	-	-	-	-	-	-	-	-	
A.03 OPERATIONS	300000000000	39,523,000.00	-	1,168,960.00	40,691,960.00	39,523,000.00	-	-	1,168,960.00	40,691,960.00	8,876,287.55	11,440,240.18	8,403,450.39	28,719,978.12	8,255,287.55	11,630,503.22	8,834,187.35	28,719,978.12	-	11,971,981.88	-	-
001 NATURAL RESOURCES	300000000000	17,521,000.00	-	-	17,521,000.00	17,521,000.00	-	-	-	17,521,000.00	3,710,495.85	4,713,939.78	3,586,629.19	12,011,064.82	3,710,495.85	4,713,939.78	3,586,629.19	12,011,064.82	-	5,509,935.18	-	-
A.03.1 MINERAL REGULATIONS	3000000100001000	16,973,000.00	-	-	16,973,000.00	16,973,000.00	-	-	-	16,973,000.00	3,581,418.53	4,637,985.84	3,354,892.19	11,574,296.56	3,581,418.53	4,637,985.84	3,354,892.19	11,574,296.56	-	5,398,703.44	-	-
PS		16,973,000.00	-	-	16,973,000.00	16,973,000.00	-	-	-	16,973,000.00	3,581,418.53	4,637,985.84	3,354,892.19	11,574,296.56	3,581,418.53	4,637,985.84	3,354,892.19	11,574,296.56	-	5,398,703.44	-	-
MOOE		354,000.00	-	-	354,000.00	354,000.00	-	-	-	354,000.00	84,076.00	59,770.00	142,300.00	286,146.00	84,076.00	59,770.00	142,300.00	286,146.00	-	67,854.00	-	-
CO		-	-	-	-	-	-	-	-	-	-	-	-	-	-	-	-	-	-	-	-	
A.03.1 Mineral Resources Section	3000000100002000	194,000.00	-	-	194,000.00	194,000.00	-	-	-	194,000.00	45,001.32	16,183.94	89,437.00	150,622.26	45,001.32	16,183.94	89,437.00	150,622.26	-	43,377.74	-	-
PS		-	-	-	-	-	-	-	-	-	-	-	-	-	-	-	-	-	-	-	-	
MOOE		194,000.00	-	-	194,000.00	194,000.00	-	-	-	194,000.00	45,001.32	16,183.94	89,437.00	150,622.26	45,001.32	16,183.94	89,437.00	150,622.26	-	43,377.74	-	-
CO		-	-	-	-	-	-	-	-	-	-	-	-	-	-	-	-	-	-	-	-	
002 GEOLOGICAL RISK REDUCTION	300000000000	22,002,000.00	-	1,168,960.00	23,170,960.00	22,002,000.00	-	-	1,168,960.00	23,170,960.00	5,165,791.70	6,726,300.40	4,816,821.19	16,708,913.30	4,544,791.70	6,916,563.44	5,247,558.15	16,708,913.30	-	6,462,046.70	-	-
A.03.1 GEOLOGICAL ASSESSMENT	3000000100001000	4,756,000.00	-	-	4,756,000.00	4,756,000.00	-	-	-	4,756,000.00	899,884.80	1,314,606.80	859,413.57	3,073,905.17	899,884.80	1,314,606.80	859,413.57	3,073,905.17	-	1,682,094.83	-	-
PS		4,756,000.00	-	-	4,756,000.00	4,756,000.00	-	-	-	4,756,000.00	899,884.80	1,314,606.80	859,413.57	3,073,905.17	899,884.80	1,314,606.80	859,413.57	3,073,905.17	-	1,682,094.83	-	-
MOOE		17,246,000.00	-	1,168,960.00	18,414,960.00	17,246,000.00	-	-	1,168,960.00	18,414,960.00	4,265,906.90	5,411,693.60	3,957,407.62	13,635,008.12	3,644,906.90	5,601,956.64	4,388,144.58	13,635,008.12	-	4,779,951.88	-	-
CO		-	-	-	-	-	-	-	-	-	-	-	-	-	-	-	-	-	-	-	-	
Sub-Total, Agency Specific Budget		54,773,000.00	-	2,140,460.00	56,913,460.00	54,630,000.00	-	-	2,140,460.00	56,770,460.00	12,171,245.90	15,946,695.42	12,009,166.97	40,127,108.29	11,503,969.91	15,720,893.58	12,899,028.19	40,123,891.68	143,000.00	16,643,351.71	-	3,216.61
PS		33,205,000.00	-	187,500.00	33,392,500.00	33,062,000.00	-	-	187,500.00	33,249,500.00	6,797,176.36	9,085,035.10	6,624,099.46	22,506,310.92	6,750,900.37	9,108,970.22	6,643,223.72	22,503,094.31	143,000.00	10,743,189.08	-	0.00
MOOE		21,568,000.00	-	1,952,960.00	23,520,960.00	21,568,000.00	-	-	1,952,960.00	23,520,960.00	5,374,069.54	6,861,660.32	5,385,067.51	17,620,797.37	4,753,069.54	6,611,923.36	6,255,804.47	17,620,797.37	-	5,900,162.63	-	-
CO		-	-	-	-	-	-	-	-	-	-	-	-	-	-	-	-	-	-	-	-	
B. Automatic Appropriation		3,085,000.00	-	-	3,085,000.00	3,085,000.00	-	-	-	3,085,000.00	676,248.36	731,614.44	714,547.85	2,122,410.65	616,185.00	789,835.44	709,855.44	2,115,875.88	-	962,589.35	-	6,534.77
Retirement and Life Insurance	1 04 102	3,085,000.00	-	-	3,085,000.00	3,085,000.00	-	-	-	3,085,000.00	676,248.36	731,614.44	714,547.85	2,122,410.65	616,185.00	789,835.44	709,855.44	2,115,875.88	-	962,589.35	-	6,534.77

Particulars	UACS CODE	Appropriations				Allotments				Current Year Obligations				Current Year Disbursements				Balances					
		Authorized Appropriation	Adjustments (Transfer)		Adjusted Appropriation	Allotments Received	Adjustments (Withdrawal)	Transfer To	Transfer from	Adjusted Total Allotments	1st Quarter Ending March 31	2nd Quarter Ending June 30	3rd Quarter Ending Sept 30	Total	1st Quarter Ending March 31	2nd Quarter Ending June 30	3rd Quarter Ending Sept 30	Total	Unreleased Appropriation	Unobligated Allotment	Unpaid Obligations		
			Outside Dept.	Within Dept.																	Due and Demandable	Not Yet Due and Demandable	
A. GENERAL ADMINISTRATION AND SUPPORT SERVICES																							
A.O General Management and Support Services		1,023,000.00	-	-	1,023,000.00	1,023,000.00	-	-	1,023,000.00	213,919.80	241,796.40	248,993.34	704,709.54	153,856.44	300,017.40	244,300.93	698,174.77	-	318,290.46	-	6,534.77		
A.O Human Resource Development		-	-	-	-	-	-	-	-	-	-	-	-	-	-	-	-	-	-	-	-	-	
A. SUPPORT TO OPERATION																							
A.O Planning and Policy Formulation		-	-	-	-	-	-	-	-	-	-	-	-	-	-	-	-	-	-	-	-	-	
A.O Mineral Economics, Information and Statistics		-	-	-	-	-	-	-	-	-	-	-	-	-	-	-	-	-	-	-	-	-	
A.O Research and Development		-	-	-	-	-	-	-	-	-	-	-	-	-	-	-	-	-	-	-	-	-	
A. OPERATIONS																							
A.O MINERAL REGULATION		1,608,000.00	-	-	1,608,000.00	1,608,000.00	-	-	1,608,000.00	379,788.64	382,278.12	370,398.18	1,132,464.94	379,788.64	382,278.12	370,398.18	1,132,464.94	-	475,535.06	-	-		
A.O MINERAL RESOURCES DEVELOPMENT		-	-	-	-	-	-	-	-	-	-	-	-	-	-	-	-	-	-	-	-	-	
A.O GEOLOGICAL RISK REDUCTION		454,000.00	-	-	454,000.00	454,000.00	-	-	454,000.00	82,539.92	107,539.92	95,156.33	285,236.17	82,539.92	107,539.92	95,156.33	285,236.17	-	168,763.83	-	-		
National Mineral Reserve																							
MOOE		-	1,270,000.00	-	1,270,000.00	-	-	-	1,270,000.00	-	-	500,000.00	500,000.00	-	-	500,000.00	500,000.00	-	770,000.00	-	-		
CO		-	1,270,000.00	-	1,270,000.00	-	-	-	1,270,000.00	-	-	500,000.00	500,000.00	-	-	500,000.00	500,000.00	-	770,000.00	-	-		
Sub-Total, Automatic Appropriations		3,085,000.00	-	1,270,000.00	4,355,000.00	3,085,000.00	-	-	4,355,000.00	676,248.36	731,614.44	1,214,547.85	2,622,410.65	616,185.00	789,835.44	1,209,855.44	2,615,875.88	-	1,732,589.35	-	6,534.77		
PS		3,085,000.00	-	-	3,085,000.00	3,085,000.00	-	-	3,085,000.00	676,248.36	731,614.44	714,547.85	2,122,410.65	616,185.00	789,835.44	709,855.44	2,115,875.88	-	962,589.35	-	6,534.77		
MOOE		-	1,270,000.00	-	1,270,000.00	-	-	-	1,270,000.00	-	-	500,000.00	500,000.00	-	-	500,000.00	500,000.00	-	770,000.00	-	-		
CO		-	1,270,000.00	-	1,270,000.00	-	-	-	1,270,000.00	-	-	500,000.00	500,000.00	-	-	500,000.00	500,000.00	-	770,000.00	-	-		
C. Special Purpose Fund (Other Releases)																							
Miscellaneous Person		-	-	-	-	-	-	-	-	-	-	-	-	-	-	-	-	-	-	-	-	-	
MPBF - Magna Carta - GASS (-	-	-	-	-	-	-	-	-	-	-	-	-	-	-	-	-	-	-	-	-	
MPBF - Additional PS Require		-	-	-	-	-	-	-	-	-	-	-	-	-	-	-	-	-	-	-	-	-	
MPBF - Additional PS Require		-	-	-	-	-	-	-	-	-	-	-	-	-	-	-	-	-	-	-	-	-	
MPBF - Additional RLIP Requ		-	-	-	-	-	-	-	-	-	-	-	-	-	-	-	-	-	-	-	-	-	
MPBF - Additional PS Require		-	-	-	-	-	-	-	-	-	-	-	-	-	-	-	-	-	-	-	-	-	
MPBF - Additional RLIP Requ		-	-	-	-	-	-	-	-	-	-	-	-	-	-	-	-	-	-	-	-	-	
Others																							
Productivity Based Bonus		-	1,054,111.74	-	1,054,111.74	-	-	-	1,054,111.74	-	-	1,054,111.74	1,054,111.74	-	-	1,054,111.74	1,054,111.74	-	-	-	-	-	
Pension and Gratuity		-	-	-	-	-	-	-	-	-	-	-	-	-	-	-	-	-	-	-	-	-	
Terminal Leave Benefits - Civ		-	-	-	-	-	-	-	-	-	-	-	-	-	-	-	-	-	-	-	-	-	
Retirement Gratuity		-	-	-	-	-	-	-	-	-	-	-	-	-	-	-	-	-	-	-	-	-	
Sub-Total, Special Purpose Fund		-	1,054,111.74	-	1,054,111.74	-	-	-	1,054,111.74	-	-	1,054,111.74	1,054,111.74	-	-	1,054,111.74	1,054,111.74	-	-	-	-	-	
PS		-	1,054,111.74	-	1,054,111.74	-	-	-	1,054,111.74	-	-	1,054,111.74	1,054,111.74	-	-	1,054,111.74	1,054,111.74	-	-	-	-	-	
Total, Current Appropriations		57,858,000.00	-	4,464,571.74	62,322,571.74	57,715,000.00	-	-	4,464,571.74	12,847,494.26	16,678,309.86	14,277,826.56	43,803,630.68	12,120,154.91	16,510,729.02	15,162,995.37	43,793,879.30	143,000.00	18,375,941.06	-	9,751.38		
PS		36,290,000.00	-	1,241,611.74	37,531,611.74	36,147,000.00	-	-	1,241,611.74	7,473,424.72	9,816,649.54	8,392,759.05	25,682,833.31	7,367,085.37	9,898,805.66	8,407,190.90	25,673,081.93	143,000.00	11,705,778.43	-	9,751.38		
MOOE		21,568,000.00	-	3,222,960.00	24,790,960.00	21,568,000.00	-	-	3,222,960.00	5,374,069.54	6,861,660.32	5,885,067.51	18,120,797.37	4,753,069.54	6,611,923.36	6,755,804.47	18,120,797.37	-	6,670,162.63	-	0.00		
CO		-	-	-	-	-	-	-	-	-	-	-	-	-	-	-	-	-	-	-	-	-	
FY 2018 CONTINUING APPROPRIATIONS																							
A. Agency Specific Budget																							
A.01 GENERAL ADMINISTRATION																							
A.01. General Management and Support Services		358.72	-	-	358.72	358.72	-	-	358.72	-	-	358.72	358.72	-	-	358.72	358.72	-	-	-	-	-	
General Administration		358.72	-	-	358.72	358.72	-	-	358.72	-	-	358.72	358.72	-	-	358.72	358.72	-	-	-	-	-	
PS		-	-	-	-	-	-	-	-	-	-	-	-	-	-	-	-	-	-	-	-	-	
MOOE		358.72	-	-	358.72	358.72	-	-	358.72	-	-	358.72	358.72	-	-	358.72	358.72	-	-	-	-	-	
CO		-	-	-	-	-	-	-	-	-	-	-	-	-	-	-	-	-	-	-	-	-	
A.01.1 Human Resource Development		-	-	-	-	-	-	-	-	-	-	-	-	-	-	-	-	-	-	-	-	-	
Human Resource Development		-	-	-	-	-	-	-	-	-	-	-	-	-	-	-	-	-	-	-	-	-	
PS		-	-	-	-	-	-	-	-	-	-	-	-	-	-	-	-	-	-	-	-	-	
MOOE		-	-	-	-	-	-	-	-	-	-	-	-	-	-	-	-	-	-	-	-	-	
CO		-	-	-	-	-	-	-	-	-	-	-	-	-	-	-	-	-	-	-	-	-	
A.01.1 Administration of Person		-	-	-	-	-	-	-	-	-	-	-	-	-	-	-	-	-	-	-	-	-	
PS- Terminal Leave Benefits-Civilian		-	-	-	-	-	-	-	-	-	-	-	-	-	-	-	-	-	-	-	-	-	
A.02 SUPPORT TO OPERATION																							
A.02. a. Planning and Policy Formulation		-	-	-	-	-	-	-	-	-	-	-	-	-	-	-	-	-	-	-	-	-	
PS		-	-	-	-	-	-	-	-	-	-	-	-	-	-	-	-	-	-	-	-	-	
MOOE		-	-	-	-	-	-	-	-	-	-	-	-	-	-	-	-	-	-	-	-	-	
CO		-	-	-	-	-	-	-	-	-	-	-	-	-	-	-	-	-	-	-	-	-	
A.02.1 b. Mineral Economics, Information and Statistics		-	-	-	-	-	-	-	-	-	-	-	-	-	-	-	-	-	-	-	-	-	
PS		-	-	-	-	-	-	-	-	-	-	-	-	-	-	-	-	-	-	-	-	-	

Particulars	UACS CODE	Appropriations				Allotments					Current Year Obligations				Current Year Disbursements				Balances		Unpaid Obligations			
		Authorized Appropriation	Adjustments (Transfer)		Adjusted Appropriation	Allotments Received	Adjustments (Withdrawal)	Transfer To	Transfer from	Adjusted Total Allotments	1st Quarter Ending March 31	2nd Quarter Ending June 30	3rd Quarter Ending Sept 30	Total	1st Quarter Ending March 31	2nd Quarter Ending June 30	3rd Quarter Ending Sept 30	Total	Unreleased Appropriation	Unobligated Allotment	Due and Demandable	Not Yet Due and Demandable		
			Outside Dept.	Within Dept.																				
MOOE		-	-	-	-	-	-	-	-	-	-	-	-	-	-	-	-	-	-	-	-	-	-	
CO		-	-	-	-	-	-	-	-	-	-	-	-	-	-	-	-	-	-	-	-	-	-	
.02. c. Research and Development	0000100003000	-	-	-	-	-	-	-	-	-	-	-	-	-	-	-	-	-	-	-	-	-	-	
PS		-	-	-	-	-	-	-	-	-	-	-	-	-	-	-	-	-	-	-	-	-	-	
MOOE		-	-	-	-	-	-	-	-	-	-	-	-	-	-	-	-	-	-	-	-	-	-	
CO		-	-	-	-	-	-	-	-	-	-	-	-	-	-	-	-	-	-	-	-	-	-	
A.03 OPERATIONS	30000000000	1,263.66	-	193,792.00	195,055.66	1,263.66	-	193,792.00	195,055.66	-	-	27,787.40	27,787.40	-	-	27,787.40	27,787.40	-	-	-	-	167,268.26	-	
.001 NATURAL RESOURCES	50000000000	-	-	192,268.26	192,268.26	-	-	192,268.26	192,268.26	-	-	-	-	-	-	-	-	-	-	-	-	-	-	-
.03. J MINERAL REGULATIONS	6100100001000	-	-	-	-	-	-	-	-	-	-	-	-	-	-	-	-	-	-	-	-	-	-	-
PS		-	-	-	-	-	-	-	-	-	-	-	-	-	-	-	-	-	-	-	-	-	-	-
MOOE		-	-	192,268.26	192,268.26	-	-	192,268.26	192,268.26	-	-	25,000.00	25,000.00	-	-	25,000.00	25,000.00	-	-	-	-	167,268.26	-	
CO		-	-	-	-	-	-	-	-	-	-	-	-	-	-	-	-	-	-	-	-	-	-	-
L.03. I Mineral Resources Section	200100001000	-	-	-	-	-	-	-	-	-	-	-	-	-	-	-	-	-	-	-	-	-	-	-
PS		-	-	-	-	-	-	-	-	-	-	-	-	-	-	-	-	-	-	-	-	-	-	-
MOOE		-	-	-	-	-	-	-	-	-	-	-	-	-	-	-	-	-	-	-	-	-	-	-
CO		-	-	-	-	-	-	-	-	-	-	-	-	-	-	-	-	-	-	-	-	-	-	-
002 GEOLOGICAL RISK REDUCTION	30000000000	1,263.66	-	1,523.74	2,787.40	1,263.66	-	1,523.74	2,787.40	-	-	2,787.40	2,787.40	-	-	2,787.40	2,787.40	-	-	-	-	-	-	-
L.03. I GEOLOGICAL ASSESSMENT	6300100001000	-	-	-	-	-	-	-	-	-	-	-	-	-	-	-	-	-	-	-	-	-	-	-
PS		-	-	-	-	-	-	-	-	-	-	-	-	-	-	-	-	-	-	-	-	-	-	-
MOOE		1,263.66	-	1,523.74	2,787.40	1,263.66	-	1,523.74	2,787.40	-	-	2,787.40	2,787.40	-	-	2,787.40	2,787.40	-	-	-	-	-	-	-
CO		-	-	-	-	-	-	-	-	-	-	-	-	-	-	-	-	-	-	-	-	-	-	-
Sub-Total, Continuing Appropriation		1,622.38	-	193,792.00	195,414.38	1,622.38	-	193,792.00	195,414.38	-	-	28,146.12	28,146.12	-	-	28,146.12	28,146.12	-	-	-	-	167,268.26	-	
PS		-	-	-	-	-	-	-	-	-	-	-	-	-	-	-	-	-	-	-	-	-	-	-
MOOE		1,622.38	-	193,792.00	195,414.38	1,622.38	-	193,792.00	195,414.38	-	-	28,146.12	28,146.12	-	-	28,146.12	28,146.12	-	-	-	-	167,268.26	-	
CO		-	-	-	-	-	-	-	-	-	-	-	-	-	-	-	-	-	-	-	-	-	-	-
Continuing Appropriations-402		-	-	-	-	-	-	-	-	-	-	-	-	-	-	-	-	-	-	-	-	-	-	-
002 GEOLOGICAL RISK REDUCTION	30000000000	-	-	-	-	-	-	-	-	-	-	-	-	-	-	-	-	-	-	-	-	-	-	-
L.03. I GEOLOGICAL ASSESSMENT	6300100001000	-	-	-	-	-	-	-	-	-	-	-	-	-	-	-	-	-	-	-	-	-	-	-
Contingent Fund		-	-	-	-	-	-	-	-	-	-	-	-	-	-	-	-	-	-	-	-	-	-	-
MOOE		-	-	-	-	-	-	-	-	-	-	-	-	-	-	-	-	-	-	-	-	-	-	-
CO		-	-	-	-	-	-	-	-	-	-	-	-	-	-	-	-	-	-	-	-	-	-	-

Certified Correct: 
ERMELYN JANE P. CELINDRO
 Administrative Officer IV

Recommending Approval: 
LILIA A. ACOSTA
 CHIEF, Administrative and Finance Division

Approved by: 
 By Authority of the Regional Director:
BENEDITO C. ERWEY
 OIC, Office of the MSESDD